

47 400m Freestyle Men Final

Official

NZR

Open New Zealand Long Course Record

3:46.85

2024-04-11

Lewis Clareburt

Hawke's Bay, ... Club 37

18yr
NZR

18 Years New Zealand Long Course Records

3:49.50

Standrad

17yr

17 Years New Zealand Long

3:49.97 1002.07.20

Danyon Loader

Show more

☰ Qualified

1 2 Heats

📄 Summary

1 Final 13 years



heat

Started at: 04:33 PM (+ 3 min)



Official

Lane	Competitor	Age	Club	RT	PTS	Rank	Result
0	Charles Jessen	13	Kiwi ...	+0.68		10	4:48.66 Entry: 4:46.58
	50m: 31.18	100m: 1:06.82 (35.64)	150m: 1:42.42 (35.60)				
	200m: 2:19.56 (37.14)	250m: 2:57.00 (37.44)	300m: 3:34.77 (37.77)				
	350m: 4:12.14 (37.37)	400m: 4:48.66 (36.52)					
1	Caden Fuatimau	13	Mt W...	+0.70		6	4:36.50 Entry: 4:44.79
	50m: 30.98	100m: 1:05.34 (34.36)	150m: 1:40.58 (35.24)				
	200m: 2:16.68 (36.10)	250m: 2:51.86 (35.18)	300m: 3:27.82 (35.96)				
	350m: 4:02.97 (35.15)	400m: 4:36.50 (33.53)					
2	Everett Williams	13	Mata...	+0.76		4	4:33.63 Entry: 4:42.01
	50m: 29.24	100m: 1:02.86 (33.62)	150m: 1:38.30 (35.44)				
	200m: 2:13.79 (35.49)	250m: 2:50.40 (36.61)	300m: 3:26.61 (36.21)				
	350m: 4:01.33 (34.72)	400m: 4:33.63 (32.30)					
3	Tyler Lushkott	13	Unite...	+0.64		3	4:32.77 Entry: 4:39.25
	50m: 29.75	100m: 1:03.87 (34.12)	150m: 1:39.04 (35.17)				
	200m: 2:14.75 (35.71)	250m: 2:50.46 (35.71)	300m: 3:26.31 (35.85)				
	350m: 4:01.11 (34.80)	400m: 4:32.77 (31.66)					
4	Liam Paulsen (V)	13	Austr...	+0.74		1	4:23.28 Entry: 4:29.53
	50m: 28.50	100m: 1:00.86 (32.36)	150m: 1:34.43 (33.57)				
	200m: 2:08.67 (34.24)	250m: 2:43.22 (34.55)	300m: 3:17.37 (34.15)				
	350m: 3:51.15 (33.78)	400m: 4:23.28 (32.13)					
5	Charlie Dickison	13	Nga ...	+0.52		2	4:26.39 Entry: 4:35.56
	50m: 29.37	100m: 1:02.26 (32.89)	150m: 1:35.71 (33.45)				
	200m: 2:10.21 (34.50)	250m: 2:43.94 (33.73)	300m: 3:18.55 (34.61)				
	350m: 3:52.23 (33.68)	400m: 4:26.39 (34.16)					
6	Faris Abdou	13	Whar...	+0.72		5	4:34.72 Entry: 4:40.09
	50m: 30.28	100m: 1:04.44 (34.16)	150m: 1:40.10 (35.66)				
	200m: 2:15.59 (35.49)	250m: 2:51.49 (35.90)	300m: 3:27.19 (35.70)				
	350m: 4:02.26 (35.07)	400m: 4:34.72 (32.46)					
7	Jack Kennett	13	Levin...	+0.61		7	4:37.64 Entry: 4:42.90

50m: 29.39 100m: 1:03.89 (34.50) 150m: 1:39.64 (35.75)
 200m: 2:15.81 (36.17) 250m: 2:52.04 (36.23) 300m: 3:28.19 (36.15)
 350m: 4:03.86 (35.67) 400m: 4:37.64 (33.78)

8  **Grayson Swanepoel** 13  **Coas...** +0.72 **9** **4:44.69**
 Entry: 4:45.04

50m: 30.30 100m: 1:05.11 (34.81) 150m: 1:41.22 (36.11)
 200m: 2:17.50 (36.28) 250m: 2:54.51 (37.01) 300m: 3:32.01 (37.50)
 350m: 4:08.91 (36.90) 400m: 4:44.69 (35.78)



9  **Jackson Rowlands** 13  **Aqua...** +0.71 **8** **4:43.59**
 Entry: 4:46.86

50m: 30.99 100m: 1:06.13 (35.14) 150m: 1:42.20 (36.07)
 200m: 2:18.08 (35.88) 250m: 2:54.84 (36.76) 300m: 3:31.73 (36.89)
 350m: 4:08.05 (36.32) 400m: 4:43.59 (35.54)



2 **Final 14 years**
 heat Started at: 04:40 PM (+ 3 min)

Official



Lane Competitor Age Club RT PTS Rank Result

1  **Connor Watt (V)** 14  **Austr...** +0.64 **6** **4:36.90**
 Entry: 4:40.76



50m: 29.87 100m: 1:03.05 (33.18) 150m: 1:37.66 (34.61)
 200m: 2:13.03 (35.37) 250m: 2:48.18 (35.15) 300m: 3:24.17 (35.99)
 350m: 4:00.82 (36.65) 400m: 4:36.90 (36.08)

2  **Aidan Taylor** 14  **Howi...** +0.68 **5** **4:33.29**
 Entry: 4:35.91



50m: 29.49 100m: 1:03.05 (33.56) 150m: 1:37.60 (34.55)
 200m: 2:12.76 (35.16) 250m: 2:47.92 (35.16) 300m: 3:23.72 (35.80)
 350m: 3:59.01 (35.29) 400m: 4:33.29 (34.28)

3  **Sam Skidmore** 14  **Troja...** +0.69 **4** **4:31.47**
 Entry: 4:30.94



50m: 28.54 100m: 1:02.03 (33.49) 150m: 1:36.40 (34.37)
 200m: 2:11.24 (34.84) 250m: 2:46.42 (35.18) 300m: 3:21.82 (35.40)
 350m: 3:57.29 (35.47) 400m: 4:31.47 (34.18)

4  **Leo English** 14  **Swi...** +0.64 **1** **4:13.20**
 Entry: 4:19.90



50m: 28.17 100m: 59.90 (31.73) 150m: 1:32.37 (32.47)
 200m: 2:05.24 (32.87) 250m: 2:38.23 (32.99) 300m: 3:10.95 (32.72)
 350m: 3:42.83 (31.88) 400m: 4:13.20 (30.37)

5  **Soeren Wells** 14  **Whar...** +0.69 **2** **4:13.93**
 Entry: 4:21.21

50m: 28.32 100m: 59.87 (31.55) 150m: 1:32.03 (32.16)
 200m: 2:05.03 (33.00) 250m: 2:37.53 (32.50) 300m: 3:10.52 (32.99)
 350m: 3:42.74 (32.22) 400m: 4:13.93 (31.19)

6  **Alex Sandford** 14  **Coas...** +0.72 **3** **4:25.52**
 Entry: 4:34.57

50m: 29.13 100m: 1:01.75 (32.62) 150m: 1:34.47 (32.72)
 200m: 2:09.17 (34.70) 250m: 2:42.77 (33.60) 300m: 3:17.86 (35.09)
 350m: 3:52.11 (34.25) 400m: 4:25.52 (33.41)

7  **Sheldon Hogan** 14  **Mt M...** +0.53 **7** **4:37.97**
 Entry: 4:37.07

50m: 29.91 100m: 1:03.35 (33.44) 150m: 1:37.90 (34.55)
 200m: 2:13.83 (35.93) 250m: 2:49.87 (36.04) 300m: 3:26.45 (36.58)
 350m: 4:02.54 (36.09) 400m: 4:37.97 (35.43)



3 **Final 15 years**
 heat Started at: 04:47 PM (+ 3 min)

Official



0	Sam Rowe	15	Ice B... +0.65	9	4:27.30 Entry: 4:27.01
	50m: 28.90	100m: 1:01.72 (32.82)	150m: 1:35.21 (33.49)		
	200m: 2:10.09 (34.88)	250m: 2:44.37 (34.28)	300m: 3:19.92 (35.55)		
	350m: 3:54.16 (34.24)	400m: 4:27.30 (33.14)			
1	Bradley Searle	15	Unite... +0.62	8	4:26.87 Entry: 4:25.45
	50m: 28.95	100m: 1:01.13 (32.18)	150m: 1:34.82 (33.69)		
	200m: 2:09.57 (34.75)	250m: 2:44.36 (34.79)	300m: 3:19.47 (35.11)		
	350m: 3:53.86 (34.39)	400m: 4:26.87 (33.01)			
2	Noa Douillard (V)	15	Dum... +0.62	4	4:17.20 Entry: 4:22.71
	50m: 29.10	100m: 1:00.91 (31.81)	150m: 1:33.97 (33.06)		
	200m: 2:06.65 (32.68)	250m: 2:39.85 (33.20)	300m: 3:12.48 (32.63)		
	350m: 3:45.70 (33.22)	400m: 4:17.20 (31.50)			
3	Mitchell Ellis	15	Liz v... +0.69	3	4:16.47 Entry: 4:22.49
	50m: 28.65	100m: 1:01.01 (32.36)	150m: 1:33.80 (32.79)		
	200m: 2:06.63 (32.83)	250m: 2:39.33 (32.70)	300m: 3:12.37 (33.04)		
	350m: 3:45.21 (32.84)	400m: 4:16.47 (31.26)			
4	Ariel Muchirahondo	15	Swi... +0.72	1	4:04.84 Entry: 4:09.65
	50m: 27.45	100m: 57.91 (30.46)	150m: 1:27.98 (30.07)		
	200m: 1:59.50 (31.52)	250m: 2:30.28 (30.78)	300m: 3:02.05 (31.77)		
	350m: 3:33.72 (31.67)	400m: 4:04.84 (31.12)			
5	Jacob Humphries	15	Nort... +0.76	2	4:15.67 Entry: 4:21.83
	50m: 28.43	100m: 1:00.18 (31.75)	150m: 1:32.76 (32.58)		
	200m: 2:05.74 (32.98)	250m: 2:38.86 (33.12)	300m: 3:12.04 (33.18)		
	350m: 3:45.22 (33.18)	400m: 4:15.67 (30.45)			
6	Luke Biggar	15	Muri... +0.78	5	4:21.32 Entry: 4:22.49
	50m: 29.35	100m: 1:01.55 (32.20)	150m: 1:35.17 (33.62)		
	200m: 2:08.76 (33.59)	250m: 2:42.66 (33.90)	300m: 3:16.24 (33.58)		
	350m: 3:49.40 (33.16)	400m: 4:21.32 (31.92)			
7	William McFarlane	15	Nept... +0.58	6	4:22.94 Entry: 4:23.20
	50m: 29.00	100m: 1:01.42 (32.42)	150m: 1:34.99 (33.57)		
	200m: 2:09.15 (34.16)	250m: 2:43.23 (34.08)	300m: 3:17.45 (34.22)		
	350m: 3:51.39 (33.94)	400m: 4:22.94 (31.55)			
8	Charlie Shivnan	15	Mt M... +0.66	7	4:23.14 Entry: 4:25.77
	50m: 29.20	100m: 1:02.00 (32.80)	150m: 1:35.43 (33.43)		
	200m: 2:09.09 (33.66)	250m: 2:43.06 (33.97)	300m: 3:16.98 (33.92)		
	350m: 3:50.88 (33.90)	400m: 4:23.14 (32.26)			
9	Damon Krauss	15	Capit... +0.63	10	4:34.15 Entry: 4:28.65
	50m: 29.58	100m: 1:02.67 (33.09)	150m: 1:37.00 (34.33)		
	200m: 2:11.62 (34.62)	250m: 2:47.71 (36.09)	300m: 3:23.32 (35.61)		
	350m: 3:59.24 (35.92)	400m: 4:34.15 (34.91)			

4	Final 16 years					Official	
heat	Started at: 04:53 PM (+ 3 min)						
Lane	Competitor	Age	Club	RT	PTS	Rank	Result
0	Oscar King	16	Parn... +0.69	9	4:26.55 Entry: 4:27.70		



50m: 29.44 100m: 1:02.82 (33.38) 150m: 1:36.70 (33.88)
 200m: 2:11.07 (34.37) 250m: 2:45.30 (34.23) 300m: 3:19.53 (34.23)
 350m: 3:53.96 (34.43) 400m: 4:26.55 (32.59)

1  **Beau Nicholson** 16  **Howi...** +0.73 **8** **4:26.48**
 Entry: 4:25.29



50m: 29.29 100m: 1:02.71 (33.42) 150m: 1:36.70 (33.99)
 200m: 2:10.97 (34.27) 250m: 2:45.59 (34.62) 300m: 3:20.12 (34.53)
 350m: 3:54.12 (34.00) 400m: 4:26.48 (32.36)

2  **Alfie Weatherston Harvey** 16  **Kiwi ...** +0.60 **2** **4:14.11**
 Entry: 4:24.40



50m: 28.25 100m: 59.88 (31.63) 150m: 1:32.46 (32.58)
 200m: 2:05.11 (32.65) 250m: 2:38.17 (33.06) 300m: 3:10.82 (32.65)
 350m: 3:43.01 (32.19) 400m: 4:14.11 (31.10)

3  **Jackson Close** 16  **Nort...** +0.71 **7** **4:24.16**
 Entry: 4:23.33



50m: 28.75 100m: 1:01.33 (32.58) 150m: 1:34.98 (33.65)
 200m: 2:09.23 (34.25) 250m: 2:42.26 (33.03) 300m: 3:16.52 (34.26)
 350m: 3:50.87 (34.35) 400m: 4:24.16 (33.29)

4  **Fraser Walker** 16  **Unite...** +0.82 **1** **4:07.98**
 Entry: 4:15.35



50m: 27.88 100m: 59.27 (31.39) 150m: 1:30.77 (31.50)
 200m: 2:03.13 (32.36) 250m: 2:34.87 (31.74) 300m: 3:06.04 (31.17)
 350m: 3:37.07 (31.03) 400m: 4:07.98 (30.91)

5  **Ethan Stocks** 16  **Rosk...** +0.70 **4** **4:16.51**
 Entry: 4:22.58

50m: 28.41 100m: 1:00.16 (31.75) 150m: 1:32.77 (32.61)
 200m: 2:05.90 (33.13) 250m: 2:39.10 (33.20) 300m: 3:11.91 (32.81)
 350m: 3:44.54 (32.63) 400m: 4:16.51 (31.97)

6  **Jack Barton** 16  **Nort...** +0.69 **6** **4:23.65**
 Entry: 4:24.24



50m: 28.60 100m: 1:00.89 (32.29) 150m: 1:34.36 (33.47)
 200m: 2:08.44 (34.08) 250m: 2:43.09 (34.65) 300m: 3:17.33 (34.24)
 350m: 3:51.36 (34.03) 400m: 4:23.65 (32.29)

7  **Hunter Lloyd** 16  **Rau...** +0.53 **3** **4:15.52**
 Entry: 4:24.96

50m: 27.77 100m: 58.62 (30.85) 150m: 1:30.20 (31.58)
 200m: 2:02.81 (32.61) 250m: 2:35.19 (32.38) 300m: 3:08.63 (33.44)
 350m: 3:42.29 (33.66) 400m: 4:15.52 (33.23)

8  **Ollie Robinson** 16  **Tawa...** +0.75 **5** **4:23.48**
 Entry: 4:26.80



50m: 28.53 100m: 1:01.29 (32.76) 150m: 1:34.57 (33.28)
 200m: 2:08.95 (34.38) 250m: 2:43.29 (34.34) 300m: 3:18.20 (34.91)
 350m: 3:52.05 (33.85) 400m: 4:23.48 (31.43)

9  **Jared Wood (V)** 16  **Austr...** +0.75 **10** **4:27.44**
 Entry: 4:28.21

50m: 29.40 100m: 1:02.42 (33.02) 150m: 1:36.50 (34.08)
 200m: 2:10.80 (34.30) 250m: 2:45.05 (34.25) 300m: 3:19.88 (34.83)
 350m: 3:54.45 (34.57) 400m: 4:27.44 (32.99)

5 **Final 17-18 years**
 heat Started at: 05:00 PM (+ 4 min)

Official

Lane	Competitor	Age	Club	RT	PTS	Rank	Result
0	 Jordan Astley	18	 Jasi ...	+0.70		7	4:22.35 Entry: 4:32.61
	50m: 29.08 100m: 1:01.80 (32.72) 150m: 1:34.74 (32.94)						
	200m: 2:08.16 (33.42) 250m: 2:41.57 (33.41) 300m: 3:15.48 (33.91)						

350m: 3:49.43 (33.95) 400m: 4:22.35 (32.92)

1  **Joel Verran**

18  **Whar...** +0.84

8 **4:27.38**
Entry: 4:29.51

50m: 29.96 100m: 1:03.54 (33.58) 150m: 1:37.93 (34.39)
200m: 2:13.67 (35.74) 250m: 2:47.44 (33.77) 300m: 3:20.26 (32.82)
350m: 3:54.75 (34.49) 400m: 4:27.38 (32.63)

2  **Jack Love**

17  **Blen...** +0.60

5 **4:15.38**
Entry: 4:18.68

50m: 28.45 100m: 1:00.27 (31.82) 150m: 1:32.63 (32.36)
200m: 2:05.39 (32.76) 250m: 2:38.11 (32.72) 300m: 3:11.00 (32.89)
350m: 3:43.67 (32.67) 400m: 4:15.38 (31.71)

3  **Kevin Zhang**

17  **Rosk...** +0.69

3 **4:07.00**
Entry: 4:13.30


50m: 26.87 100m: 57.44 (30.57) 150m: 1:28.63 (31.19)
200m: 2:00.69 (32.06) 250m: 2:32.57 (31.88) 300m: 3:04.60 (32.03)
350m: 3:36.27 (31.67) 400m: 4:07.00 (30.73)

4  **Brendan Visser**

18  **Coas...** +0.67

1 **4:00.99**
Entry: 4:06.39

50m: 26.94 100m: 57.18 (30.24) 150m: 1:27.67 (30.49)
200m: 1:58.74 (31.07) 250m: 2:29.43 (30.69) 300m: 3:00.58 (31.15)
350m: 3:30.78 (30.20) 400m: 4:00.99 (30.21)

5  **Larn Hamblyn-Ough**

18  **Coas...** +0.77

2 **4:02.47**
Entry: 4:11.97

50m: 27.11 100m: 57.37 (30.26) 150m: 1:27.66 (30.29)
200m: 1:58.59 (30.93) 250m: 2:29.54 (30.95) 300m: 3:00.66 (31.12)
350m: 3:31.99 (31.33) 400m: 4:02.47 (30.48)

6  **Brodie Roberts (V)**

17  **Austr...** +0.72

6 **4:20.50**
Entry: 4:17.46

50m: 27.54 100m: 58.61 (31.07) 150m: 1:29.55 (30.94)
200m: 2:02.27 (32.72) 250m: 2:36.47 (34.20) 300m: 3:11.50 (35.03)
350m: 3:45.94 (34.44) 400m: 4:20.50 (34.56)

7  **Angus Blair**

18  **Com...** +0.53

4 **4:10.13**
Entry: 4:23.71

50m: 27.13 100m: 57.57 (30.44) 150m: 1:28.59 (31.02)
200m: 2:00.18 (31.59) 250m: 2:32.55 (32.37) 300m: 3:05.07 (32.52)
350m: 3:37.78 (32.71) 400m: 4:10.13 (32.35)

8  **Randal Li**

17  **Phoe...** +0.70

9 **4:29.89**
Entry: 4:32.48

50m: 28.83 100m: 1:01.28 (32.45) 150m: 1:35.04 (33.76)
200m: 2:09.91 (34.87) 250m: 2:44.91 (35.00) 300m: 3:20.78 (35.87)
350m: 3:55.98 (35.20) 400m: 4:29.89 (33.91)